



Office of the Chairman
Timothy L. Nuvangyaoma

Office of the Vice Chairman
Clark W. Tenakhongva

HOPI TRIBE – DEPARTMENT OF HEALTH & HUMAN SERVICES COVID-19 EMERGENCY RESPONSE – August 23, 2021 REPORT

KYKOTSMOVI, AZ – August 23, 2021

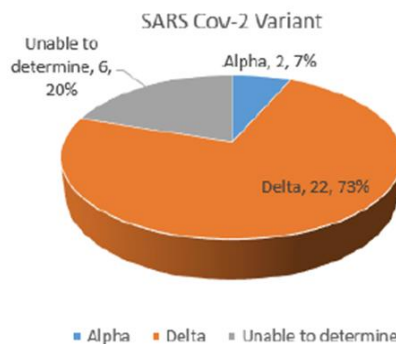
The information data below can be found on the Hopi Tribe’s website [“COVID-19 Response and Resources”](#) page.

The Hopi Health Care Center has confirmed through genetic sequencing that the COVID-19 B.1.1.7 Alpha and B.1617.2 Delta variants are within the boundaries of the Hopi Villages and Communities on the reservation.

The Tribe’s Department of Health & Human Services and Public Health Authority Royce Jenkins, said “we received a public health notification through state resources reporting SARS Cov-2 Variant confirmed cases of the B.1.1.7 Alpha and B.1617.2 Delta variant. This new variant strain of COVID-19 is more infectious and deadlier. It is likely to have come from individuals that have travelled off reservation. I urge all unvaccinated individuals over the age of 12 to get a COVID-19 vaccine as soon as possible. Acting now could prevent a subsequent surge of infections.”

Chairman Timothy Nuvangyaoma said, “We must continue to be vigilant, especially given the presence of this new variant. If you have not been vaccinated, you owe it to yourself, your family, your friends and our Tribe to get vaccinated as soon as possible.”

30 samples sequenced to date from positive Cepheid tests collected between 6/18/2021 and 8/9/2021



Those unable to determine have high Ct values, meaning low viral load

Among those able to be sequenced, 92% (22 of 24 samples) are the Delta variant

- Earliest Delta variant collected 6/23/2021
- Since 6/19/2021, all sequenced samples have been Delta variants
- Delta variant has caused cases among the non-vaccinated, partially vaccinated, and fully vaccinated.
- Both of our two major clusters this summer (i.e., Kiva and Rattlers) both involved Delta variant

The COVID-19 Delta variant B 1617.2 was first identified in December 2020 in India, and the first case in the United States was diagnosed in March of 2021. It is now the most common variant in the United States and accounts for 50% of cases. A recent study shows that the durability of vaccines can provide protection for years, and another study shows that available vaccines do have significant protection against all current variants in the United States, including the Delta variant.

The HHCC has stocked both the Pfizer, Moderna and Johnson & Johnson vaccines. These have been reported as up to 95% effective with mild side effects (pain and swelling at injection site, as well as mild to moderate body aches, low grade fever and chills).

CDC preventive guidelines to follow include:	
Reduce non-essential traveling	Always wash your hands
Wear a face mask or face covering if you have to leave your home	Continue to practice social distancing by staying 6 feet apart
Clean frequently touched surfaces like doorknobs, light switches, remotes and counters.	Visitors to your home must wear their mask
Symptoms of COVID-19 include:	
Temperature above 100.4 degrees	Sore throat
Cough & Chills • Shortness of Breath	Diarrhea • Nausea and/or vomiting
Body aches and/or headaches	Runny nose • Loss of smell or taste

Hopi Health Care Center – Community Vaccination Information

COVID-19 vaccines are available daily for those 12-years old and older.

Call (928) 737-6049/6081/6148 - Appointments preferred, but not required.

Moenkopi residents Tuba City Regional Health Care will have a Pfizer vaccine community drive-up vaccine clinic now available for individual’s 12-years and older. Call 1-866-976-5941 to schedule your appointment.

As of August 23, 2021 the United States now has approximately 37,768 million confirmed positive cases over 626,833 deaths reported.

Over 988,714 confirmed positive cases now exist in Arizona. Of those, close to 18,147 are in Navajo and 19,532 in Coconino Counties.

The Hopi Health Care Center has tested over 10,455 patients to date. Over 1,455 of those tests at Hopi Health Care Center came back positive with 1061 from Hopi Tribal members. Tuba City Regional Health Care Corporation reported 277 positives for Hopi Villages with a combined number of 1,339*** positive Hopi Tribal members.

**Hopi COVID-19 Reported Cases by Hopi Health Care Center Cases*
As of August 22, 2021**

Number Tested Today	Cumulative Number Positive	Cumulative Number Negative	Total Number in Process		Total Tested
10	1,455	8,919	10		10,455

Number of Cases per Village	Reported by HHCC	Reported by Tuba City Regional Healthcare Corporation	Total
Kiqötsmovi	109	26	135
Orayvi	29		29
Polacca (Walpi-Sitsom'ovi-Tewa)	292	9	301+
Musangnuvi	96	2	98
Supawlavi	61	1	62+
Songöopavi	225	1	226+
Yuwelu-paki	12		12
Paaqavi	56		56
Hotvela	130	47	177
Keams Canyon	43	10	53
Flagstaff		1	1
Munqapi	1	180*	181*
Phoenix	1		2***
Winslow	4		5***
Prescott	1		1
TOTAL	1061	277	1,339***

*Note: These data include newly added testing results from the Abbott ID NOW machine since April 20, 2020
 ** A total of 1,339+ individuals who tested positive are members of the Hopi Tribe.
 *** Data includes all state-wide data from other facilities such as Flagstaff, Winslow, Phoenix or other hospitals.

+ Includes Village member(s) retested positive.

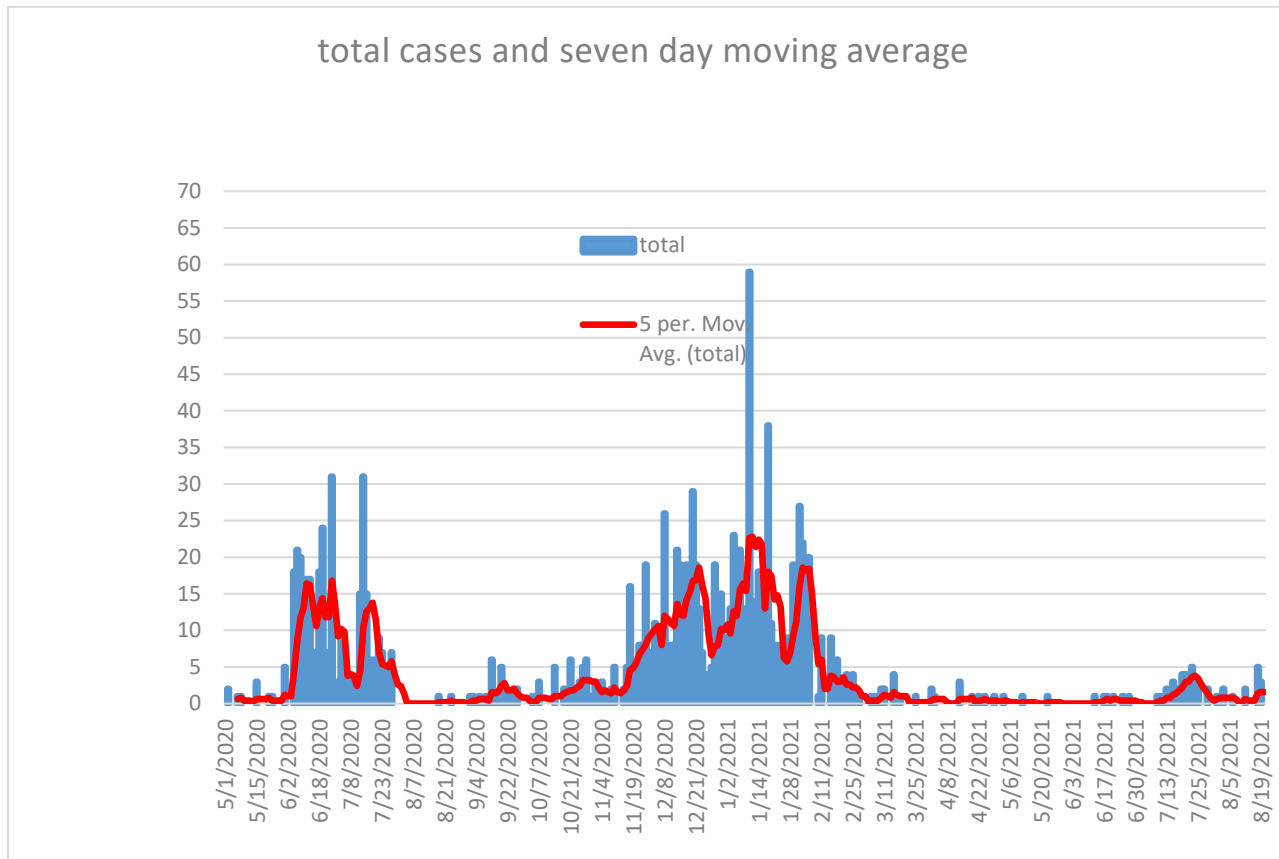
Prevention:

Watch for Symptoms - people with COVID-19 have had a wide range of symptoms reported – ranging from mild symptoms to severe illness. Symptoms may appear 2-10 days after exposure to the virus. Anyone can have mild to severe symptoms. People with these symptoms may have COVID-19:

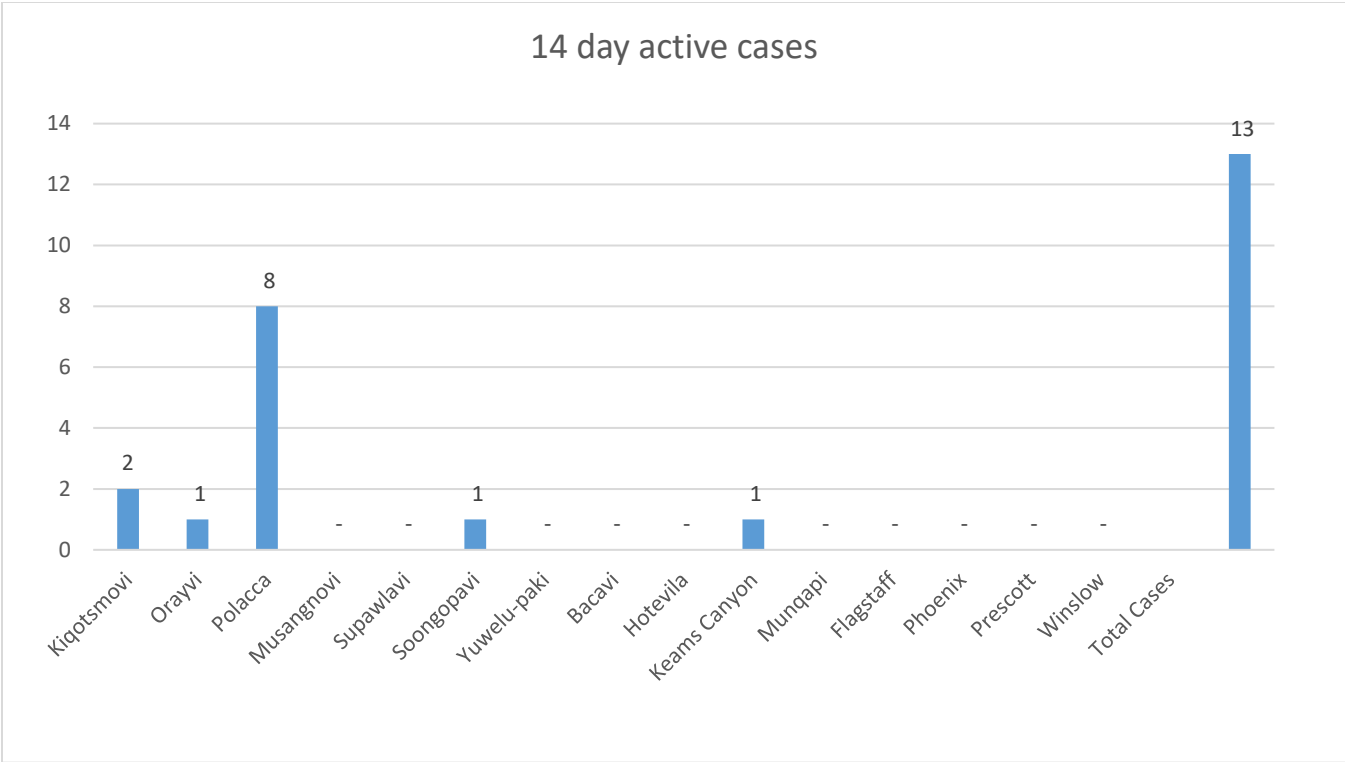
- Fever or chills
- Cough
- Shortness of breath or difficulty breathing
- Fatigue
- Muscle or body aches
- Headache
- New loss of taste or smell
- Sore throat
- Congestion or runny nose
- Nausea or vomiting
- Diarrhea

This list does not include all possible symptoms. CDC will continue to update this list as we learn more about COVID-19. Older adults and people who have severe underlying medical conditions like heart or lung disease or diabetes seem to be at higher risk for developing more serious complications from COVID-19 illness.

Education:



This graph demonstrates that cases per day stratified by village with a total case line and rolling seven-day line. This graph gives the total of positive cases for the day in a blue bar graph. The red line is the moving 7-day incidence average and demonstrates the general trend of Covid-19 of the community.



This graph demonstrates the active cases and is stratified by village. Currently there are 13 active cases that are defined as persons that have had a positive test result or symptom onset in the last 14 days. In this graph, the Total cases bar is all villages combined and should be excluded from the remainder of the graph. This graph is useful in isolating where the virus is most active at the current moment.

Vaccination Data as of August 19, 2021

Village	Population Estimate	Number Vaccinated*	Percent of population vaccinated	Vaccine Ranking Highest=1
Bacavi	337	200	59.34%	7
Hotevilla	871	527	60.50%	5
Kykotsmovi	709	538	75.88%	2
Mushongovi	679	297	43.74%	9
Moenkopi	1,146	729	63.61%	4
Orayvi	103	100	97.08%	1
Shungopavi	1,013	674	66.53%	3
Sipalwavi	371	203	54.71%	8
Polacca	1,908	1,144	59.95%	6
Total*	7137**	4,412	61.81%	

This Table looks at both cases per capita for the Tribe and persons that have received at a least one dose of the vaccine since the beginning of the pandemic. The village populations were calculated from the enrolment data from the tribe and is simply a rough estimate.

*Excludes the vaccines from Keams Canyon, Spider Mound, and those calculated as Second Mesa. The three groups combine for another 436 Hopi Tribal members who have received at least the first dose of the vaccine.

Total reservation percent vaccinated ~**67.92%** Eligible population vaccinated ** ~**75.31%**

**Eligible population is 6437, population older than 12

Village	Most recent case
1. Polacca	August 19th
2. Keams Canyon	August 19th
3. Kykotsmovi	August 18th
4. Shungopavi	August 18th
5. Orayvi	August 13th
6. Hotevilla	August 6 th
7. Sipalwavi	August 3rd
8. Moenkopi	August 2nd
9. Mishongnovi	July 28th
10. Phoenix	July 23rd
11. Bacavi	July 22nd
12. Winslow	July 15th
13. Spider Mound	January 13 th

Color Code: **Red-** Less than one month since last case.
Blue- Between one and two months since the last case
Yellow- Between two and three months since last case
Green- Greater than three months since last case.

For questions or more information, please call The Hopi Tribe - Department of Health & Human Services at
(928) 734-3402